


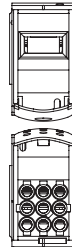
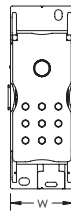
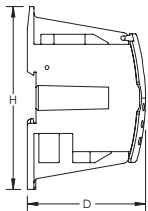


# Single Pole Distribution Block – UDF9C500AL (569204)



- Tinned copper or aluminum block allows for copper or aluminum conductor direct connections, or using ferrule
- Screw retaining cover is hinged and removable
- Design allows for visual inspection of conductor and confirmation of connection
- Modular snap-together blocks for building multi-pole power blocks
- Easily clips onto DIN rail or mounts to panel with screws
- 95% fill ratio
- RoHS compliant
- Conforms to EN 45545 obtaining an HL3 classification for chapter R23 and HL2 classification for chapter R22
- Halogen free



Part Number	UDF9C500AL
Article Number	569204
Finish	Tinned
Max Current Rating, IEC	500 A
Max Current Rating, UL/CSA	490 A
Line Side Connection	Flat Conductor
Load Side Connection	9 Cables
Material	Aluminum Thermoplastic
Line Side Max Conductor Size, UL	100 mm <sup>2</sup>
Load Side Max Conductor Size, UL	#4
Max Working Voltage, IEC (Ui)	1,000 VAC 1,500 VDC
Max Working Voltage, UL (Vin)	1,000 VAC/DC
Short Term Withstand Current (I <sub>cw</sub> ) 1s	32.2 kA
Peak Short Circuit Current (I <sub>pk</sub> )	52.5 kA
Rated Conditional Short-Circuit Current (I <sub>cc</sub> )	25 kA
Short Circuit Current Rating (SCCR)	100 kA
Line Side Number of Connections	1
Line Side Insulated Power Braid Cross Section	50 mm <sup>2</sup> 70 mm <sup>2</sup> 100 mm <sup>2</sup>

Part Number	UDF9C500AL
Line Side nVent ERIFLEX Flexibar Size	2x20x1 - 10x24x1
Load Side Number of Connections	9
Load Side Compact Stranded Wire Size	4 - 25 mm <sup>2</sup>
Load Side Stranded Wire Size - Ferrule	#12 - # 6
Load Side Wire Size	#12 - #4
Enclosure Rating	IP 20
Depth	5"
Height	3.07"
Width	1.72"
Unit Weight	0.6 lb
Certification Details	UL® 1953
Flammability Rating	UL® 94V-0
Complies With	IEC® 60947-7-1
Certifications	EN 45545 HL3/R23, UD/BD/TD/SB UL
Standard Packaging Quantity	1 pc
UPC	78285697538
EAN-13	0782856975380

Design Guideline for Distribution Blocks, Power Blocks and Power Terminals										
Derating according to Ambient* Temperature (°F) to maintain working temperature of 185°F										
Ambient Temperature (°F)	86°	95°	104°	113°	122°	131°	140°	149°	158°	167°
Derating Coefficient (d)	1	1	1	0.94	0.88	0.82	0.75	0.67	0.58	0.47
*environment around the terminal blocks inside the enclosure										

Increase the number of outputs with one input using a jumper on blocks with a Max Current Rating, IEC up to 160 A.  
Blocks with 1,000 VAC/DC Max Working Voltage, UL are ideal for solar applications.

IEC is a registered trademark of the International Electrotechnical Commission. UL, UR, cUL, cULus and cURus are registered certification marks of UL LLC.

**WARNING**

nVent products shall be installed and used only as indicated in nVent's product instruction sheets and training materials. Instruction sheets are available at [www.erico.com](http://www.erico.com) and from your nVent customer service representative. Improper installation, misuse, misapplication or other failure to completely follow nVent's instructions and warnings may cause product malfunction, property damage, serious bodily injury and death and/or void your warranty.

© 2021 nVent All rights reserved

nVent, nVent CADDY, nVent ERICO, nVent ERIFLEX and nVent LENTON are owned by nVent or its global affiliates.

All other trademarks are the property of their respective owners. nVent reserves the right to change specifications without prior notice.